
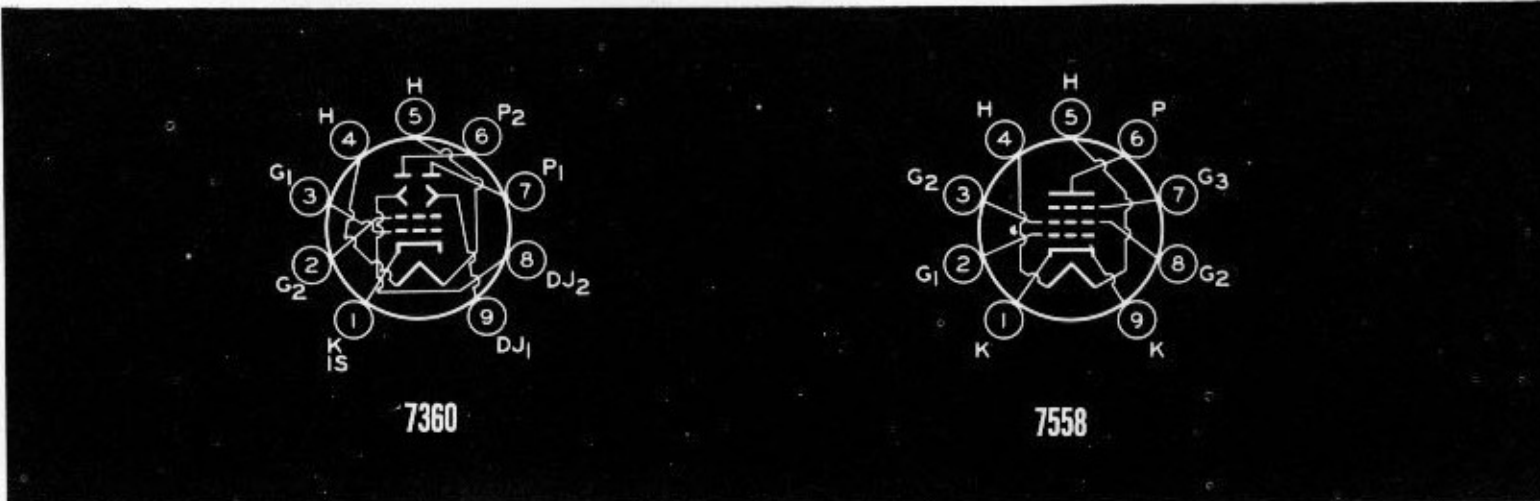


MISCELLANEOUS TYPES — Cont'd



Type	Description
7360	Beam-Deflection Tube. For use in modulator, demodulator, and frequency-converter applications in single- and double-side band suppressed-carrier communications equipment operating at frequencies up to 100 Mc. 9-pin miniature type.
7558	Beam Power Tube. For use as class C rf amplifier, oscillator or frequency multiplier at frequencies up to 175 Mc. 9-pin miniature type.

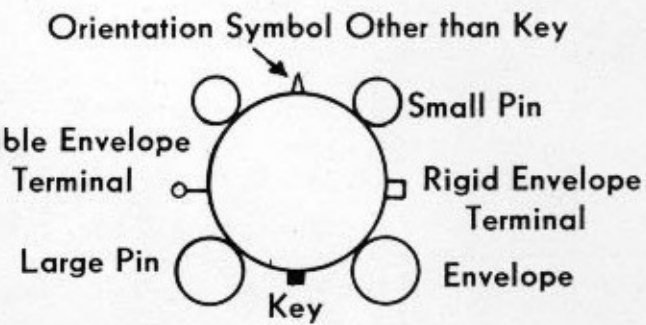


LEGEND FOR BASE AND ENVELOPE CONNECTION DIAGRAMS

Diagrams show terminals viewed from base or filament end of tube.

Alphabetical subscripts B, D, P, T, and TR, indicate, respectively, beam unit, diode unit, pentode unit, triode unit, and tetrode unit in multi-unit types.

- F = Filament
- FM = Filament Mid-Tap
- G = Grid
- H = Heater
- HM = Heater Tap
- IC = Internal Connection— Do Not Use.
- IS = Internal Shield
- K = Cathode
- = Gas-Type Tube
- NC = No Connection
- P = Plate (Anode)
- S = Shell
- TA = Target
- TC = Thermocouple



In addition to the electron devices covered in this booklet, the ELECTRON TUBE DIVISION of the RADIO CORPORATION OF AMERICA offers the following:

- RECEIVING TUBES FOR ENTERTAINMENT USE**  
Rectifiers, Diode Detectors, Converters, Voltage and Power Amplifiers, Oscillators, Mixers, and TV Picture Tubes.
- PHOTOSENSITIVE DEVICES AND CATHODE-RAY TUBES**  
Phototubes, Photocells, Camera Tubes, Image-Converter Tubes, Storage Tubes, Cathode-Ray Tubes, Monoscopes.
- MICROWAVE TUBES**  
Magnetrons and Traveling-Wave Tubes.
- TEST AND MEASURING EQUIPMENT**  
For AM, FM, and TV Servicing as well as for Laboratories and Industrial Use.
- SEMICONDUCTOR DEVICES**  
Transistors and Silicon Rectifiers.
- RECEIVING-TYPE INDUSTRIAL TUBES**  
Nuvistor Tubes, Special Red Tubes, Premium Tubes, Pencil-Type Tubes, Computer Tubes, Glow-Discharge Tubes, Small Thyratrons, Vacuum-Gauge Tubes, and Other Special Types.
- DRY BATTERIES**  
For Electron-Tube and Transistor Radios, Flashlights, and Industrial Applications.
- AUDIO DEVICES AND TV ACCESSORIES**  
Magnetic-Recording Sound Tape and Accessories, TV-Set Couplers, and Lightning Arrestors.
- RCA VICTOR SERVICE PARTS**  
For RCA Phonographs, Radios, and TV Receivers.

For technical information on any of these items, see your RCA Tube Distributor, or write to Commercial Engineering, RCA, Harrison, New Jersey.

Information furnished by RCA is believed to be accurate and reliable. However, no responsibility is assumed by RCA for its use; nor for any infringements of patents or other rights of third parties which may result from its use. No license is granted by implication or otherwise under any patent or patent rights of RCA.

MISCELLANEOUS TYPES — Cont'd

Cathode		Maximum Dimensions Inches		Class of Service	Maximum Ratings			Operating Conditions and Characteristics								Type			
					Plate Volts	Plate Dissipation Watts	Grid-No. 2 Input Watts	Plate Supply Volts	Grid- No. 1 Volts(v) or Cathode Resistance Ohms	Grid- No. 2 Supply Volts	Grid- No. 2 Current Ma.	Plate Current Ma.	AC Plate Resistance Ohms	Trans-conductance Micro-mhos	Amplification Factor		Power Output Watts		
Volts	Amps.	Length	Diam.																
6.3	0.35	2 5/8	7/8	Balanced Modulator and/or Balanced Mixer	300+	1.5+	0.5	Plate Volts (Each Plate), 150 Peak RF Grid-No. 1 Volts, 10 Deflecting-Electrode Volts (Approx. Each Electrode), 25 Push-Pull Peak-to-Peak Double-Sideband Output Volts (Balanced Modulator), 4 Push-Pull Peak-to-Peak Single-Sideband Output Volts (Balanced Mixer), 40 Plate-to-Plate Load Imped.: Balanced Mixer, 10000 Ohms; Balanced Modulator, 5000 ohms	Grid-No. 2 Volts, 175 Plate Ma. (Each Plate), 1.5	—	—	—	—	—	—	—	—	8.5	7360
6.3	0.8	2 5/8	7/8	RF Power Amp. & Osc. Class C Telegraphy	300	10	2.0	300	-42v	200	3.7	70	—	—	—	—	8.5	7558	
				Tripler to 175 Mc	300	10	2.0	200	-90v	200	3.0	50	—	—	—	—	2.3		
				Class AB <sub>1</sub> Amplifier	300 <sup>+</sup>	10 <sup>+</sup>	2.0 <sup>+</sup>	300 <sup>+</sup>	-21v <sup>+</sup>	250 <sup>+</sup>	2.0 <sup>+</sup>	40 <sup>+</sup>	Load for Stated Power (Plate-to-Plate), 5000 Ohms			20.5			

+ Each plate.      ■ Each unit.      ♦ Values are for 2 tubes.